





Hippo Software

ArchiMate Training

Icon Key:


	Teaches theory – concepts and notation
	Teaches practical use of Enterprise Architect
	Covers BPMN, UML, SysML, ArchiMate
	Includes paper exercises, EA hands-on exercises



ArchiMate Courses

ArchiMate for Business Architecture	1.5 days					
ArchiMate for Enterprise Architecture	2 days					
ArchiMate for Architecture and Strategy	3 days					

ArchiMate and BPMN Courses

ArchiMate and BPMN for Business Strategy	2.5 days					
--	----------	---	--	---	---	--



On-Site Training

Traditional trainer led interactive training delivered at your own offices:

Number of Delegates	Course Price Per Day *
1-6	£1400
7-9	£1600
10-12	£1800
13-15	£2000



Webinar Training

An alternative approach which can work well for a small number of delegates or those based outside the UK:

Number of Delegates	Webinar Price Per Day *
1	£500
2-3	£800
4-5	£1100
6-7	£1400



Custom Training

Alternatively why not select modules from our catalogue to create your own custom training course...

Remember to allow enough time for exercises to reinforce the theory learned!

* plus VAT (where applicable) and expenses.
We can provide a quotation in Euros or US Dollars if required.



ArchiMate Consulting

Hippo Software consultants can help you to:

- Liaise with stakeholders to capture drivers and goals
- Document business architecture
- Define application landscape and interfaces
- Model hardware and system software

Number of Days	Consulting Price Per Day *
1-4	£950
5-9	£900
10 or more	£850

ArchiMate for Business Architecture

This course is aimed at business architects who are new to ArchiMate. It covers the ArchiMate business layer for modelling business organisation, processes and products, the motivation extension for identifying stakeholders, drivers, goals and requirements as well as strategy elements that focus on capabilities.

Duration: 1.5 days

Prerequisites: No prior ArchiMate experience is required.
A background in business architecture is helpful.

Equipment:



For on-site delivery the customer should provide a suitable training room with a screen or projector to connect to our trainer's laptop and a whiteboard or flipchart. All exercises are completed on paper therefore no PCs or laptops are required.

















For webinar delivery delegates require a PC or laptop with an Internet connection (a headset can be helpful). If you wish to test your environment join a test WebEx meeting: www.webex.com/test-meeting.html

Course Style: 50% theory, 50% practical.
Each module is accompanied by targeted exercises to allow delegates to apply the theory and become confident with new concepts and notation.

Delegate Handouts: Each delegate receives a folder containing all the course slides and comprehensive theory notes which form excellent reference material. Folders also contain exercises and suggested solutions. Following successful completion of the course each delegate receives a certificate.

Course Modules:

			Theory	EA	Notation	Exercise	Hands-on
HIPPO 00	Introduction	½ hour					
HIPPO 40	ArchiMate Overview	½ hour					
HIPPO 41	ArchiMate Business Essentials	2 hours					
HIPPO 42	ArchiMate Business Advanced	1½ hours					
HIPPO 43	ArchiMate Motivation	2 hours					
HIPPO 44	ArchiMate Strategy	1½ hours					

ArchiMate for Enterprise Architecture

This course is for business, application, infrastructure and solution architects who are new to ArchiMate. It covers the ArchiMate business, application and technology layers and gives delegates experience of creating standard ArchiMate viewpoint diagrams.

Duration: 2 days

Prerequisites: No prior ArchiMate experience is required.
A background in architecture is helpful.

Equipment:



For on-site delivery the customer should provide a suitable training room with a screen or projector to connect to our trainer's laptop and a whiteboard or flipchart. All exercises are completed on paper therefore no PCs or laptops are required.























For webinar delivery delegates require a PC or laptop with an Internet connection (a headset can be helpful). If you wish to test your environment join a test WebEx meeting: www.webex.com/test-meeting.html

Course Style: 45% theory, 55% practical.
Each module is accompanied by targeted exercises to allow delegates to apply the theory and become confident with new concepts and notation.

Delegate Handouts: Each delegate receives a folder containing all the course slides and comprehensive theory notes which form excellent reference material. Folders also contain exercises and suggested solutions. Following successful completion of the course each delegate receives a certificate.

Course Modules:

			Theory	EA	Notation	Exercise	Hands-on
HIPPO 00	Introduction	½ hour					
HIPPO 40	ArchiMate Overview	½ hour					
HIPPO 41	ArchiMate Business Essentials	2 hours					
HIPPO 42	ArchiMate Business Advanced	1½ hours					
HIPPO 45	ArchiMate Application Essentials	1½ hours					
HIPPO 46	ArchiMate Application Advanced	1½ hours					
HIPPO 47	ArchiMate Technology Essentials	1½ hours					
HIPPO 48	ArchiMate Technology Advanced	1½ hours					
HIPPO 50	ArchiMate Enterprise	1 hour					

ArchiMate for Architecture and Strategy

This course is for architects who are new to ArchiMate. It covers all of ArchiMate – business, application and technology layers as well as motivation, strategy, physical and implementation & migration elements. It gives delegates experience of creating standard ArchiMate viewpoint diagrams.

Duration: 3 days

Prerequisites: No prior ArchiMate experience is required.
A background in architecture is helpful.

Equipment:



For on-site delivery the customer should provide a suitable training room with a screen or projector to connect to our trainer's laptop and a whiteboard or flipchart. All exercises are completed on paper therefore no PCs or laptops are required.



For webinar delivery delegates require a PC or laptop with an Internet connection (a headset can be helpful). If you wish to test your environment join a test WebEx meeting: www.webex.com/test-meeting.html







































Course Style:

45% theory, 55% practical.
Each module is accompanied by targeted exercises to allow delegates to apply the theory and become confident with new concepts and notation.

Delegate Handouts:

Each delegate receives a folder containing all the course slides and comprehensive theory notes which form excellent reference material. Folders also contain exercises and suggested solutions. Following successful completion of the course each delegate receives a certificate.

Course Modules:

Course Modules:			Theory	EA	Notation	Exercise	Hands-on
HIPPO 00	Introduction	½ hour					
HIPPO 40	ArchiMate Overview	½ hour					
HIPPO 41	ArchiMate Business Essentials	2 hours					
HIPPO 42	ArchiMate Business Advanced	1½ hours					
HIPPO 43	ArchiMate Motivation	2 hours					
HIPPO 44	ArchiMate Strategy	1½ hours					
HIPPO 45	ArchiMate Application Essentials	1½ hours					
HIPPO 46	ArchiMate Application Advanced	1½ hours					
HIPPO 47	ArchiMate Technology Essentials	1½ hours					
HIPPO 48	ArchiMate Technology Advanced	1½ hours					
HIPPO 49	ArchiMate Physical	1½ hours					
HIPPO 50	ArchiMate Enterprise	1 hour					
HIPPO 51	ArchiMate Implementation	1 hour					
HIPPO 52	ArchiMate Migration	1 hour					

ArchiMate and BPMN for Business Strategy

This course is ideal for business architects and analysts who are new to ArchiMate and BPMN. It covers the ArchiMate business layer plus motivation and strategy elements for capturing business architecture and strategy. It also includes BPMN for creating hierarchical business process models.

Duration: 2.5 days

Prerequisites: No prior ArchiMate experience is required.
A background in architecture is helpful.

Equipment:



For on-site delivery the customer should provide a suitable training room with a screen or projector to connect to our trainer's laptop and a whiteboard or flipchart. All exercises are completed on paper therefore no PCs or laptops are required.



For webinar delivery delegates require a PC or laptop with an Internet connection (a headset can be helpful). If you wish to test your environment join a test WebEx meeting: www.webex.com/test-meeting.html






























Course Style:

50% theory, 50% practical.
Each module is accompanied by targeted exercises to allow delegates to apply the theory and become confident with new concepts and notation.

Delegate Handouts:

Each delegate receives a folder containing all the course slides and comprehensive theory notes which form excellent reference material. Folders also contain exercises and suggested solutions. Following successful completion of the course each delegate receives a certificate.

Course Modules:

Course Modules:			Theory	EA	Notation	Exercise	Hands-on
HIPPO 00	Introduction	½ hour					
HIPPO 40	ArchiMate Overview	½ hour					
HIPPO 41	ArchiMate Business Essentials	2 hours					
HIPPO 42	ArchiMate Business Advanced	1½ hours					
HIPPO 43	ArchiMate Motivation	2 hours					
HIPPO 44	ArchiMate Strategy	1½ hours					
HIPPO 01	BPMN Overview	½ hour					
HIPPO 02	BPMN Process Essentials	1½ hours					
HIPPO 03	BPMN Process Advanced	1½ hours					
HIPPO 04	BPMN Collaboration	½ hour					
HIPPO 05	BPMN Conversation	½ hour					
HIPPO 06	BPMN Choreography	½ hour					



Icon Key:

	Teaches theory – concepts and notation
	Teaches practical use of Enterprise Architect
	Covers BPMN, UML, SysML and/or ArchiMate
	Includes paper exercises, EA hands-on exercises

ArchiMate Module Summary

			Theory	EA	Notation	Exercise	Hands-on
HIPPO 00	Introduction	½ hour					
HIPPO 40	ArchiMate Overview	½ hour					
HIPPO 41	ArchiMate Business Essentials	2 hours					
HIPPO 42	ArchiMate Business Advanced	1½ hours					
HIPPO 43	ArchiMate Motivation	2 hours					
HIPPO 44	ArchiMate Strategy	1½ hours					
HIPPO 45	ArchiMate Application Essentials	1½ hours					
HIPPO 46	ArchiMate Application Advanced	1½ hours					
HIPPO 47	ArchiMate Technology Essentials	1½ hours					
HIPPO 48	ArchiMate Technology Advanced	1½ hours					
HIPPO 49	ArchiMate Physical	1½ hours					
HIPPO 50	ArchiMate Enterprise	1 hour					
HIPPO 51	ArchiMate Implementation	1 hour					
HIPPO 52	ArchiMate Migration	1 hour					

ArchiMate Modules

HIPPO 00	Introduction	½ hour
	<ul style="list-style-type: none"> ▪ Delegate background and objectives ▪ Timetable and course outline 	

HIPPO 40	ArchiMate Overview	½ hour
	<ul style="list-style-type: none"> ▪ What is ArchiMate? ▪ ArchiMate core layers and extensions ▪ Mapping to TOGAF ▪ Language structure ▪ Derived relationships ▪ Stakeholders, viewpoints and views ▪ Relationship with UML and BPMN ▪ ArchiMate as a toolkit 	

HIPPO 41	ArchiMate Business Essentials	1 hour
	<ul style="list-style-type: none"> ▪ Business actors and roles ▪ Organisation viewpoint ▪ Business functions and data flows ▪ Business processes and events ▪ Business object model and relationships ▪ Business services ▪ Business process co-operation viewpoint 	

HIPPO 42	ArchiMate Business Advanced	½ hour
	<ul style="list-style-type: none"> ▪ Business collaborations and interactions ▪ Business interfaces ▪ Representations ▪ Products and contracts ▪ Product viewpoint 	

HIPPO 43	ArchiMate Motivation	1 hour
	<ul style="list-style-type: none"> ▪ Stakeholders and drivers ▪ Assessments and goals ▪ Stakeholder viewpoint ▪ Requirements, constraints and principles ▪ Goal realization viewpoint ▪ Requirements realization viewpoint ▪ Motivation viewpoint 	

HIPPO 44	ArchiMate Strategy	½ hour
	<ul style="list-style-type: none"> ▪ Capabilities ▪ Capability map viewpoint ▪ Resources ▪ Resource map viewpoint ▪ Courses of action ▪ Strategy viewpoint ▪ Outcome realisation viewpoint 	



HIPPO 45	ArchiMate Application Essentials	½ hour
	<ul style="list-style-type: none"> ▪ Application components ▪ Application functions ▪ Data object model and relationships ▪ Application services ▪ Application usage viewpoint 	


HIPPO 46	ArchiMate Application Advanced	½ hour
	<ul style="list-style-type: none"> ▪ Application component structure ▪ Application collaborations and interactions ▪ Application interfaces ▪ Application co-operation viewpoint 	

HIPPO 47	ArchiMate Technology Essentials	½ hour
	<ul style="list-style-type: none"> ▪ Nodes, devices and system software ▪ Paths and communication networks ▪ Locations ▪ Technology viewpoint 	

HIPPO 48	ArchiMate Technology Advanced	½ hour
	<ul style="list-style-type: none"> ▪ Technology functions, services and interfaces ▪ Technology usage viewpoint ▪ Artifacts ▪ Implementation and deployment viewpoint 	



HIPPO 49 ArchiMate Physical


  ½ hour

 Paper Exercises 1 hour

- Materials, equipment and facilities
- Distribution networks
- Physical viewpoint



HIPPO 50 ArchiMate Enterprise


  ½ hour

 Paper Exercises ½ hour

- Organise elements with groupings
- Information structure viewpoint
- Layered viewpoint



HIPPO 51 ArchiMate Implementation


  ½ hour

 Paper Exercises ½ hour

- Work packages and deliverables
- Project viewpoint

HIPPO 52 ArchiMate Migration

  ½ hour

 Paper Exercises ½ hour

- Plateaux and gaps
- Migration viewpoint
- Implementation and migration viewpoint