





















EA and ArchiMate Enterprise

This course is for architects who wish to learn ArchiMate notation and how to create ArchiMate viewpoints in Enterprise Architect. It covers the ArchiMate application and technology layers plus the implementation & migration extension. This course is highly practical with many hands-on exercises in Enterprise Architect.





- Location:** Webinar
- Time:** 1 day – see public schedule for dates and times
- Cost:** £250 + VAT per delegate (7 delegates maximum)
- Prerequisites:** No prior knowledge of ArchiMate is required. Basic Enterprise Architect experience is expected. If new to Enterprise Architect consider attending our “EA Fundamentals” course first.
- Equipment:**
-  To attend this webinar delegates require a PC or laptop running Enterprise Architect with an Internet connection (a headset can be helpful). If you wish to test your environment join a test WebEx meeting: <https://www.webex.com/test-meeting.html>
 -  A trial version of Enterprise Architect is fine for training and can be downloaded from Sparx Systems website: www.sparxsystems.com/products/ea/trial.html. It is also helpful to have a mouse as this makes creating diagrams much easier.
- Course Style:** 50% theory, 50% practical
Each module is accompanied by hands-on exercises to allow delegates to apply the theory and become confident using ArchiMate and Enterprise Architect.
- Delegate Handouts:** Each delegate receives a booklet containing all the course slides and comprehensive theory notes which form excellent reference material. Booklets also contain exercises and suggested solutions. Following successful completion of the course each delegate receives a certificate.





Course Modules:





Course Modules:			Theory	EA	Notation	Exercise	Hands-on
HIPPO 00	Introduction	½ hour					
HIPPO 91+	EA + ArchiMate Application Essentials	2 hours					
HIPPO 92+	EA + ArchiMate Application Advanced	1 hour					
HIPPO 93+	EA + ArchiMate Technology Essentials	1 hour					
HIPPO 94+	EA + ArchiMate Technology Advanced	1 hour					





Modules

HIPPO 00	Introduction	1/2 hour
	<ul style="list-style-type: none">▪ Delegate background and objectives▪ Timetable and course outline	

HIPPO 91+	EA + ArchiMate Application Essentials	1 hour
  		
	EA Hands-On Exercises	1 hour
	<ul style="list-style-type: none">▪ Create application layer diagrams in EA▪ Application components▪ Model application components in EA▪ Use tagged values for custom properties in EA▪ Application functions▪ Document functions in EA▪ Data object model and relationships▪ Add data objects in EA▪ Application services▪ Catalogue application services in EA▪ Application usage viewpoint▪ Illustrate application usage viewpoint in EA	

HIPPO 92+	EA + ArchiMate Application Advanced	1/2 hour
  		
	EA Hands-On Exercises	1/2 hour
	<ul style="list-style-type: none">▪ Application component structure▪ Understand component structure in EA▪ Application collaborations and interactions▪ Model collaborations and interactions in EA▪ Application interfaces▪ Define application interfaces in EA▪ Application co-operation viewpoint▪ Show application co-operation viewpoint in EA	

HIPPO 93+	EA + ArchiMate Technology Essentials	1/2 hour
  		
	EA Hands-On Exercises	1/2 hour
	<ul style="list-style-type: none">▪ Create technology layer diagrams in EA▪ Nodes, devices and system software▪ Model nodes, devices, system software in EA▪ Document technology roadmaps in EA▪ Paths and communication networks▪ Add paths and communication networks in EA▪ Locations▪ Document locations in EA▪ Technology viewpoint▪ Present a technology viewpoint in EA	

HIPPO 94+	EA + ArchiMate Technology Advanced	1/2 hour
  		
	EA Hands-On Exercises	1/2 hour
	<ul style="list-style-type: none">▪ Technology functions, services and interfaces▪ Document functions and services in EA▪ Define interfaces in EA▪ Technology usage viewpoint▪ Show technology usage viewpoint in EA▪ Artifacts▪ Create artifacts in EA▪ Implementation and deployment viewpoint▪ Establish deployment viewpoint in EA	