

















EA and Use Cases

This course is designed for business analysts who wish to learn use case notation and how to create use case models in Enterprise Architect. Delegates are taught how to create use case diagrams that capture end user requirements within Enterprise Architect. This course is highly practical with many hands-on exercises.

- Location:** Webinar
- Time:** 1 day – see public schedule for dates and times
- Cost:** £250 + VAT per delegate (7 delegates maximum)
- Prerequisites:** No prior knowledge of UML use cases is required. Basic Enterprise Architect experience is expected. If new to Enterprise Architect consider attending our “EA Fundamentals” course first.
- Equipment:**  To attend this webinar delegates require a PC or laptop running Enterprise Architect with an Internet connection (a headset can be helpful). If you wish to test your environment join a test WebEx meeting: <https://www.webex.com/test-meeting.html>
-  A trial version of Enterprise Architect is fine for training and can be downloaded from Sparx Systems website: www.sparxsystems.com/products/ea/trial.html. It is also helpful to have a mouse as this makes creating diagrams much easier.
- Course Style:** 40% theory, 60% practical
Each module is accompanied by paper and hands-on exercises to allow delegates to apply the theory and become confident using UML use cases and Enterprise Architect.
- Delegate Handouts:** Each delegate receives a booklet containing all the course slides and comprehensive theory notes which form excellent reference material. Booklets also contain exercises and suggested solutions. Following successful completion of the course each delegate receives a certificate.







Course Modules:







			Theory	EA	Notation	Exercise	Hands-on
HIPPO 00	Introduction	1/2 hour					
HIPPO 68+	EA + UML/SysML Use Case Essentials	3 hours			 		
HIPPO 69+	EA + UML/SysML Use Case Advanced	2 1/2 hours			 		



Modules

HIPPO 00	Introduction	½ hour
	<ul style="list-style-type: none">▪ Delegate background and objectives▪ Timetable and course outline	

HIPPO 68+	EA + UML/SysML Use Case Essentials	1 hour
   		
	Paper Exercises	1½ hours
	EA Hands-On Exercises	½ hour
	<ul style="list-style-type: none">▪ Create use case diagrams in EA▪ Comparison with traditional requirements▪ Workshops and GUI prototypes▪ Model users as actors▪ External systems and timers▪ Actor definition and notation▪ Actor generalisation▪ Create and document actors in EA▪ Use case and scenario definition▪ Use case notation▪ Use case diagrams▪ Define use cases in EA▪ Colour code use case status in EA▪ Organise the use case model in EA	

HIPPO 69+	EA + UML/SysML Use Case Advanced	1 hour
   		
	Paper Exercises	1 hour
	EA Hands-On Exercises	½ hour
	<ul style="list-style-type: none">▪ Use case specification▪ Document scenarios in EA▪ Use cases drive development▪ Generate activity diagrams in EA▪ Generate test cases in EA▪ Include relationship▪ Extend relationship▪ Use case inheritance▪ Add use case relationships in EA	