

EA and ArchiMate Enterprise

This course is for architects who wish to learn ArchiMate notation and how to create ArchiMate viewpoints in Enterprise Architect. It covers the ArchiMate business layer, motivation extension, strategy concepts, application layer and technology layer. This course is highly practical with many hands-on exercises in Enterprise Architect.

- Location:** Webinar
- Date:** Thursday 27th February and Friday 1st March 2019
- Time:** 9.30am to 4.30pm GMT
- Cost:** £700 + VAT per delegate (7 delegates maximum)
- Prerequisites:** No prior knowledge of ArchiMate is required. Basic Enterprise Architect experience is expected.

Equipment:




To attend this course by webinar delegates need access to a PC or laptop running Enterprise Architect with Internet connection and VoIP (a headset can be helpful for privacy in an office environment). It can also be very helpful to have a mouse as this makes creating diagrams much easier. If you wish to test your environment you can join a test WebEx meeting: <https://www.webex.co.uk/test-meeting.html>

A trial version of Enterprise Architect is fine for training and can be downloaded from Sparx Systems website: www.sparxsystems.com/products/ea/trial.html

- Course Style:** 45% theory, 55% practical
Each module is accompanied by hands-on exercises to allow delegates to apply the theory and become confident using Enterprise Architect.

- Delegate Handouts:** Each delegate receives a folder containing all the course slides and comprehensive theory notes which form excellent reference material. Folders also contain exercises and suggested solutions. Following successful completion of the course each delegate receives a certificate.

Course Modules:

			Theory	EA	Notation	Exercise	Hands-on
HIPPO 00	Introduction	½ hour					
HIPPO 87+	EA + ArchiMate Business Essentials	2½ hours					
HIPPO 89+	EA + ArchiMate Motivation	2 hours					
HIPPO 90+	EA + ArchiMate Strategy	1½ hours					
HIPPO 91+	EA + ArchiMate Application Essentials	1½ hours					
HIPPO 92+	EA + ArchiMate Application Advanced	1 hour					
HIPPO 93+	EA + ArchiMate Technology Essentials	1 hour					
HIPPO 94+	EA + ArchiMate Technology Advanced	1 hour					
HIPPO 96+	EA + ArchiMate Enterprise	½ hour					

Modules

HIPPO 00	Introduction	1/2 hour
	<ul style="list-style-type: none"> Delegate background and objectives Timetable and course outline 	

HIPPO 87+	EA + ArchiMate Business Essentials	1 hour
	<ul style="list-style-type: none"> EA Hands-On Exercises 	1 1/2 hours
	<ul style="list-style-type: none"> Create business layer diagrams in EA Business actors and roles Model actors and roles in EA Explore traceability in EA Use relationship matrix in EA Organisation viewpoint Present organisation viewpoint in EA Business functions and data flows Create business functions and data flows in EA Business processes and events Business object model and relationships Add processes, events and objects in EA Link to BPMN models in EA Business services Catalogue business services in EA Business process co-operation viewpoint Business process co-operation viewpoint in EA 	


HIPPO 89+	EA + ArchiMate Motivation	1 hour
	<ul style="list-style-type: none"> EA Hands-On Exercises 	1 hour
	<ul style="list-style-type: none"> Create motivation diagrams in EA Stakeholders and drivers Identify stakeholders and their drivers in EA Assessments and goals Document assessments and goals in EA Stakeholder viewpoint Create stakeholder viewpoint in EA Requirements, constraints and principles Capture requirements and constraints in EA Model influence relationships in EA Map goals to principles in EA Goal realization viewpoint Present goal realization viewpoint in EA Requirements realization viewpoint Show requirements realization viewpoint in EA Motivation viewpoint Illustrate entire motivation viewpoint in EA 	


HIPPO 90+	EA + ArchiMate Strategy	1/2 hour
	<ul style="list-style-type: none"> EA Hands-On Exercises 	1 hour
	<ul style="list-style-type: none"> Create strategy diagrams in EA Capabilities Document capabilities in EA Capability map viewpoint Create capability map viewpoint in EA Resources Catalogue resources in EA Resource map viewpoint Produce resource map viewpoint in EA Courses of action Define courses of action in EA Strategy viewpoint Model strategy viewpoint in EA Outcome realisation viewpoint Record outcome realisation viewpoint in EA 	

HIPPO 91+	EA + ArchiMate Application Essentials	1/2 hour
	<ul style="list-style-type: none"> EA Hands-On Exercises 	1 hour
	<ul style="list-style-type: none"> Create application layer diagrams in EA Application components Model application components in EA Use tagged values for custom properties in EA Application functions Document functions in EA Data object model and relationships Add data objects in EA Application services Catalogue application services in EA Application usage viewpoint Illustrate application usage viewpoint in EA 	

HIPPO 92+	EA + ArchiMate Application Advanced	1/2 hour
	<ul style="list-style-type: none"> EA Hands-On Exercises 	1/2 hour
	<ul style="list-style-type: none"> Application component structure Understand component structure in EA Application collaborations and interactions Model collaborations and interactions in EA Application interfaces Define application interfaces in EA Application co-operation viewpoint Show application co-operation viewpoint in EA 	


HIPPO 93+ EA + ArchiMate Technology Essentials


 ½ hour

 EA Hands-On Exercises ½ hour

- Create technology layer diagrams in EA
- Nodes, devices and system software
- Model nodes, devices, system software in EA
- Document technology roadmaps in EA
- Paths and communication networks
- Add paths and communication networks in EA
- Locations
- Document locations in EA
- Technology viewpoint
- Present a technology viewpoint in EA

HIPPO 96+ EA + ArchiMate Enterprise

 ¼ hour

 EA Hands-On Exercises ¼ hour

- Organise elements with groupings
- Group elements to organise diagrams in EA
- Insert related elements in EA
- Information structure viewpoint
- Create information structure viewpoint in EA
- Layered viewpoint
- Illustrate layered viewpoint in EA

HIPPO 94+ EA + ArchiMate Technology Advanced

 ½ hour

 EA Hands-On Exercises ½ hour

- Technology functions, services and interfaces
- Document functions and services in EA
- Define interfaces in EA
- Technology usage viewpoint
- Show technology usage viewpoint in EA
- Artifacts
- Create artifacts in EA
- Implementation and deployment viewpoint
- Establish deployment viewpoint in EA