

EA and UML for Software Analysis and Design

This course is aimed at software engineers and systems designers who are new to UML and Enterprise Architect. It covers UML analysis and design techniques and provides delegates with experience of creating and structuring these diagrams within Enterprise Architect.

Duration: 5 days

Prerequisites: No prior Enterprise Architect or UML experience is required. A background in software analysis and design is helpful.

Equipment:



For on-site delivery the customer should provide a suitable training room with a screen or projector to connect to our trainer's laptop and a whiteboard or flipchart. All delegates require a PC or laptop running Enterprise Architect.



For webinar delivery delegates require a PC or laptop running Enterprise Architect with an Internet connection (a headset can be helpful). If you wish to test your environment join a test WebEx meeting: www.webex.com/test-meeting.html



A trial version of Enterprise Architect is fine for training and can be downloaded from Sparx Systems website: www.sparxsystems.com/products/ea/trial.html. It is also helpful to have a mouse as this makes creating diagrams much easier.

Course Style:































































40% theory, 60% practical.

Each module is accompanied by paper and hands-on exercises to allow delegates to apply the theory and become confident using Enterprise Architect.

Delegate Handouts:

Each delegate receives a folder containing all the course slides and comprehensive theory notes which form excellent reference material. Folders also contain exercises and suggested solutions. Following successful completion of the course each delegate receives a certificate.

Course Modules:

			Theory	EA	Notation	Exercise	Hands-on
HIPPO 00	Introduction	½ hour					
HIPPO 60	EA Essentials	2½ hours					
HIPPO 10	UML Overview	½ hour					
HIPPO 66+	EA + UML Requirements	1½ hours					
HIPPO 68+	EA + UML Use Case Essentials	3 hours					
HIPPO 70	EA Traceability	1 hour					
HIPPO 76+	EA + UML Activity Diagrams	2 hours					
HIPPO 78+	EA + UML Class Diagrams	3 hours					
HIPPO 79	EA UML Code Generation	1 hour					
HIPPO 80+	EA + UML Component Diagrams	1½ hours					
HIPPO 81+	EA + UML Deployment Diagrams	1½ hours					
HIPPO 82+	EA + UML Sequence Diagrams	3 hours					
HIPPO 83+	EA + UML Communications Diagrams	1½ hours					
HIPPO 84+	EA + UML State Machines	2½ hours					
HIPPO 86+	EA + UML Design Patterns	2 hours					
HIPPO 100	EA Advanced	1 hour					
HIPPO 101	EA Team Working	1 hour					
HIPPO 102	EA Reporting	1 hour		