







EA Team Leader Workshop

This workshop teaches delegates how to use project management features in Enterprise Architect. Delegates learn how to create graphical project dashboards, produce product roadmaps, use Kanban diagrams, allocate resources to tasks, view and update Gantt charts.



- Location:** Webinar
- Time:** ½ day – see public schedule for dates and times
- Prerequisites:** Delegates should have a basic working knowledge of Enterprise Architect.
- Equipment:**  To attend this webinar delegates require a PC or laptop running Enterprise Architect (corporate edition or higher) with an Internet connection (a headset can be helpful). If you wish to test your environment join a test WebEx meeting: <https://www.webex.com/test-meeting.html>
-  A trial version of Enterprise Architect is fine for training and can be downloaded from Sparx Systems website: www.sparxsystems.com/products/ea/trial.html. It is also helpful to have a mouse as this makes creating diagrams much easier.
- Course Style:** 40% theory, 60% practical
This workshop comprises a set of targeted hands-on exercises to allow delegates to become confident using project management features in Enterprise Architect.
- Delegate Handouts:** Each delegate receives a booklet containing all the workshop slides and comprehensive theory notes which form excellent reference material. Booklets also contain exercises and suggested solutions. Following successful completion of the workshop each delegate receives a certificate.

Course Modules:

			Theory	EA	Notation	Exercise	Hands-on
HIPPO 00	Introduction	½ hour					
HIPPO W66	EA Team Working Workshop	3 hours					

Modules

HIPPO 00	Introduction	½ hour
	<ul style="list-style-type: none"> Delegate background and objectives Timetable and course outline 	

HIPPO W66	EA Team Leader Workshop	1 hour
		
	EA Hands-On Exercises	2 hour
	<ul style="list-style-type: none"> Create graphical project dashboards Produce product roadmaps Use Kanban diagrams Allocate resources to tasks View and update Gantt charts 	

